



**INSTRUCTIONS D'ASSEMBLAGE**  
**ASSEMBLY INSTRUCTIONS**

---

**M**ONARCH  
SPECIALTIES INC.

# I 3012

---

**TABLE D'APPOINT -**  
**METAL CHROME AJUSTABLE / TREMPE**

**ACCENT TABLE -**  
**CHROME METAL ADJUSTABLE HEIGHT /**  
**TEMPERED**

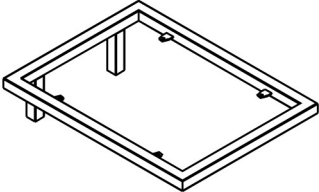
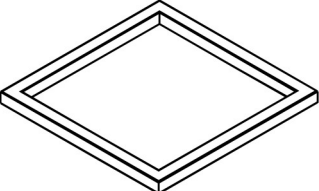
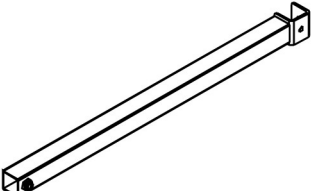
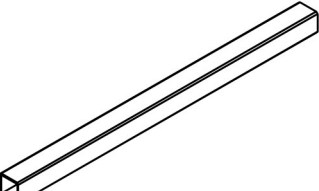
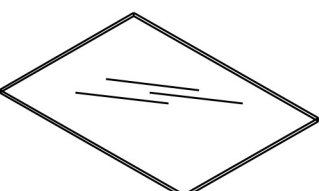


**POUR DE L'ASSISTANCE OU POUR COMMANDER**  
**DES PIÈCES CONTACTEZ NOTRE DÉPARTEMENT**  
**DE SERVICE À LA CLIENTÈLE.**




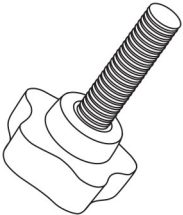
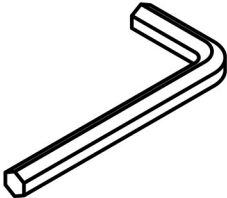
**FOR ASSISTANCE OR TO ORDER PARTS**  
**CONTACT OUR CUSTOMER SERVICE DEPARTMENT**

**WWW.MONARCHSERVICE.COM**


**LISTE DES PIÈCES**  
**PARTS LIST**

PIÈCE / PART #	IMAGE	DESCRIPTION	QTY / QTÉ
1		<p>TOP FRAME CADRE DE SURFACE</p>	1
2		<p>BOTTOM FRAME CADRE DU BAS</p>	1
3		<p>SUPPORT BAR BARRE DE SOUTIEN</p>	2
4		<p>SUPPORT BAR BARRE DE SOUTIEN</p>	2
5		<p>GLASS TOP SURFACE EN VERRE</p>	1

**LISTE DES PIÈCES DE MONTAGE**  
**HARDWARE LIST**

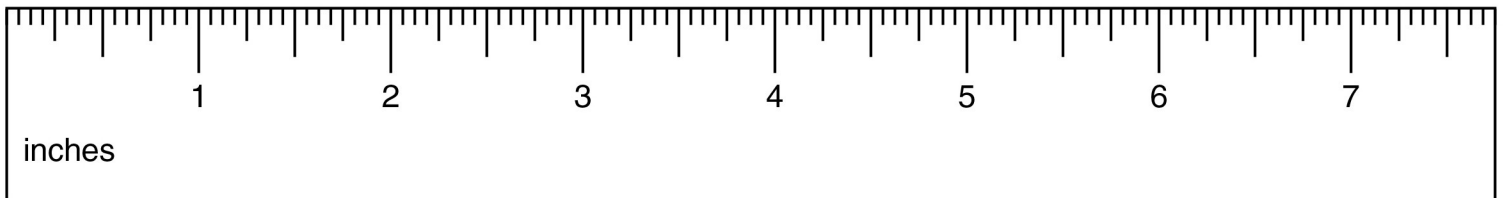
PIÈCE / PART #	IMAGE	DESCRIPTION	QTY / QTÉ
A		<p align="center">SUCTION CUP - Ø1/8"</p> <p align="center">VENTOUSE - Ø1/8"</p>	4
B		<p align="center">ADJUSTABLE LEG - Ø1/4" X 1/2"</p> <p align="center">PATTE AJUSTABLE - Ø1/4" X 1/2"</p>	4
C		<p align="center">ASSEMBLING BOLT - Ø1/4" X 3/8"</p> <p align="center">BOULON D'ASSEMBLAGE - Ø1/4" X 3/8"</p>	8
D		<p align="center">ADJUSTABLE KNOB - Ø1/4" X 3/8"</p> <p align="center">BOUTON AJUSTABLE - Ø1/4" X 3/8"</p>	2
E		<p align="center">HEX KEY</p> <p align="center">CLÉ HEXAGONALE</p>	1

**LISTE DES PIÈCES DE MONTAGE**  
**HARDWARE LIST**

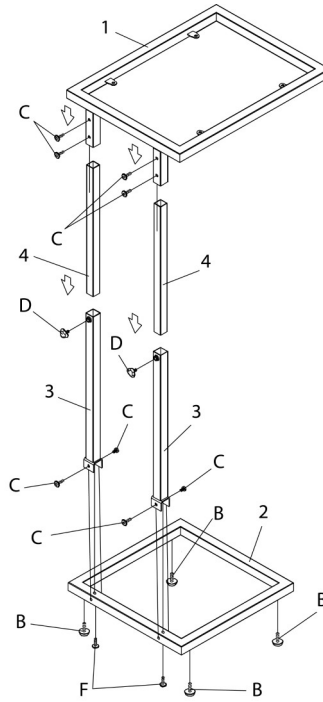
PIÈCE / PART #	IMAGE	DESCRIPTION	QTY / QTÉ
F		ASSEMBLING BOLT - Ø1/4" X 1 1/8" BOULON D'ASSEMBLAGE - Ø1/4" X 1 1/8"	2



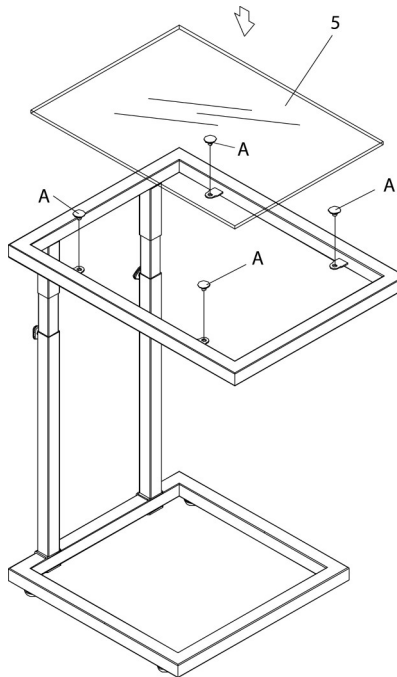
OUTIL DE VÉRIFICATION DE DIMENSIONS DES PIÈCES  
HARDWARE DIMENSIONS VERIFICATION TOOL



ÉTAPE / STEP 1



ÉTAPE / STEP 2



ÉTAPE / STEP 3

