



**INSTRUCTIONS D'ASSEMBLAGE**  
**ASSEMBLY INSTRUCTIONS**

---

**M**ONARCH  
SPECIALTIES INC.

# I 3684

---

**ETAGERE -**  
**72"H / ECHELLE MARBRE NOIR / METAL NOIR**

**BOOKCASE -**  
**72"H LADDER BLACK MARBLE / BLACK METAL**


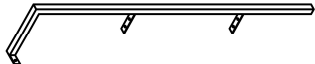
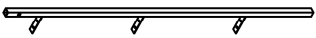
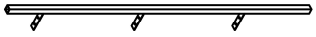



**POUR DE L'ASSISTANCE OU POUR COMMANDER  
DES PIÈCES CONTACTEZ NOTRE DÉPARTEMENT  
DE SERVICE À LA CLIENTÈLE.**

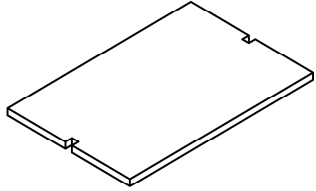
**FOR ASSISTANCE OR TO ORDER PARTS  
CONTACT OUR CUSTOMER SERVICE DEPARTMENT**

**WWW.MONARCHSERVICE.COM**


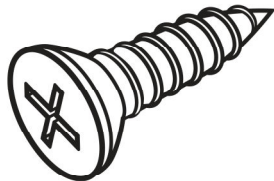
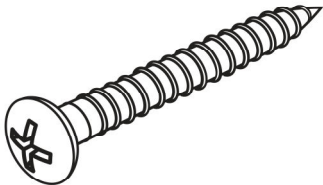

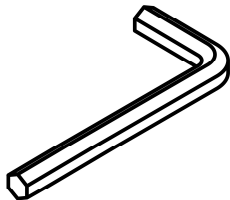
**LISTE DES PIÈCES**  
**PARTS LIST**

PIÈCE / PART #	IMAGE	DESCRIPTION	QTY / QTÉ
1		FRONT FACING LEFT FRAME CADRE AVANT GAUCHE	1
2		FRONT FACING RIGHT FRAME CADRE AVANT DROIT	1
3		FRONT FACING LEFT FRAME CADRE AVANT GAUCHE	1
4		FRONT FACING RIGHT FRAME CADRE AVANT DROIT	1
5		CONNECTOR CONNECTEUR	2

**LISTE DES PIÈCES**  
**PARTS LIST**

PIÈCE / PART #	IMAGE	DESCRIPTION	QTY / QTÉ
6		SHELF ÉTAGÈRE	5

**LISTE DES PIÈCES DE MONTAGE**  
**HARDWARE LIST**

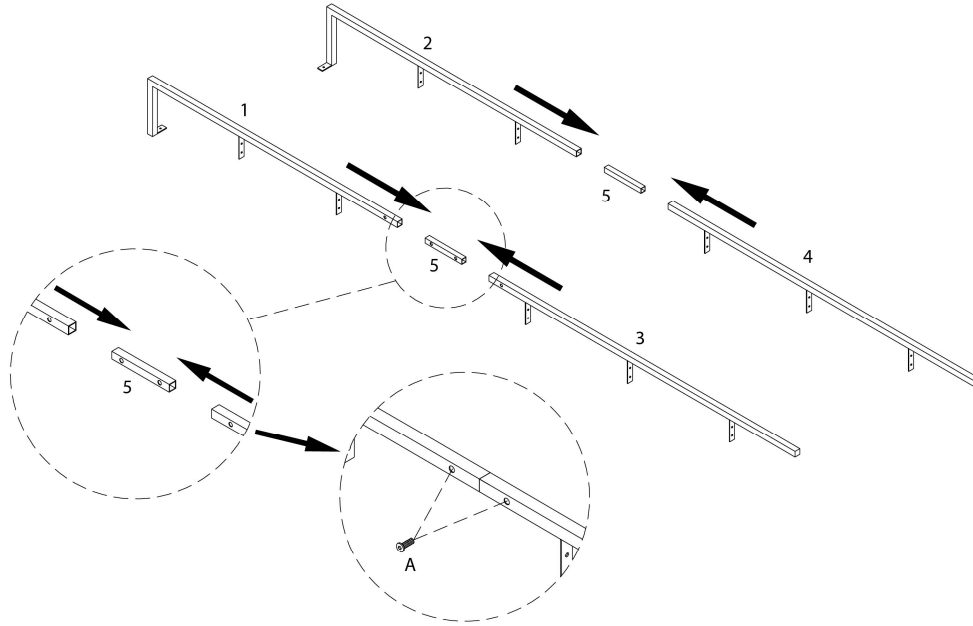
PIÈCE / PART #	IMAGE	DESCRIPTION	QTY / QTÉ
<b>A</b>		<b>ASSEMBLING BOLT -</b> <b>Ø 1/4 X 3/8"</b>  <b>BOULON D'ASSEMBLAGE -</b> <b>Ø 1/4 X 3/8"</b>	<b>4</b>
<b>B</b>		<b>ASSEMBLING SCREW -</b> <b>Ø 1/8 X 5/8"</b>  <b>VIS D'ASSEMBLAGE -</b> <b>Ø 1/8 X 5/8"</b>	<b>20</b>
<b>C</b>		<b>ASSEMBLING SCREW -</b> <b>Ø 1/8 X 1 3/8"</b>  <b>VIS D'ASSEMBLAGE -</b> <b>Ø 1/8 X 1 3/8"</b>	<b>2</b>
<b>D</b>		<b>ANCHOR</b>  <b>ANCRE</b>	<b>2</b>
<b>E</b>		<b>HEX KEY</b>  <b>CLÉ HEXAGONALE</b>	<b>1</b>



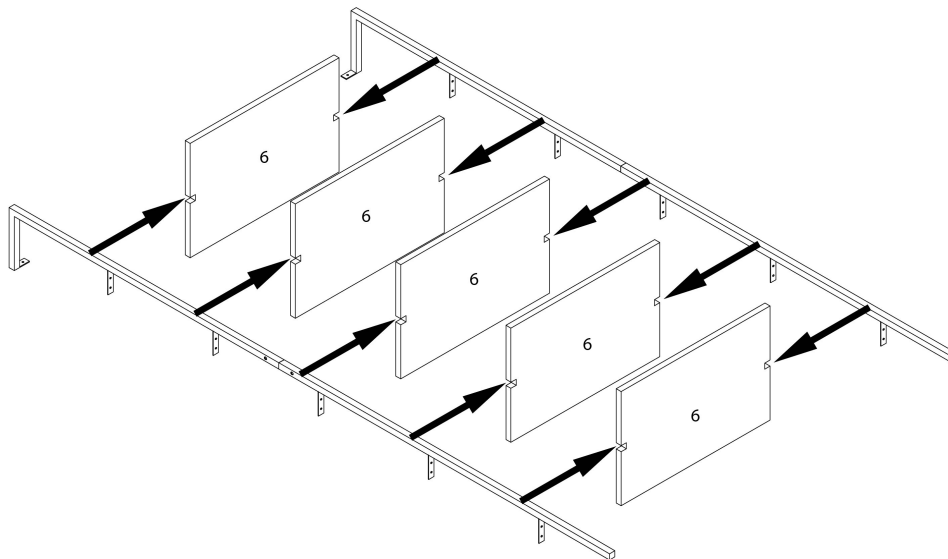
OUTIL DE VÉRIFICATION DE DIMENSIONS DES PIÈCES  
HARDWARE DIMENSIONS VERIFICATION TOOL



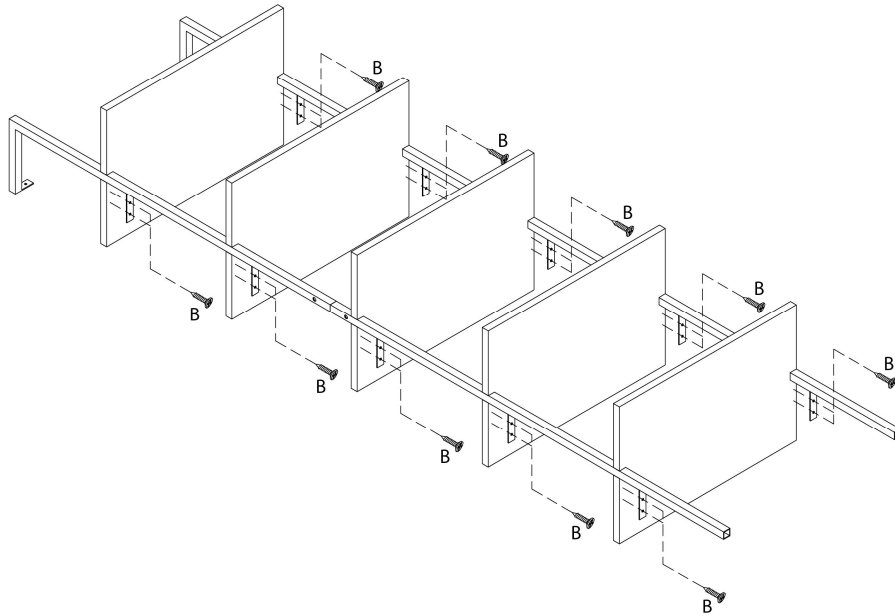
ÉTAPE / STEP 1



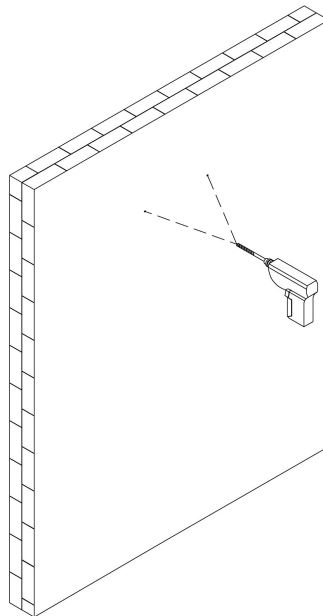
ÉTAPE / STEP 2



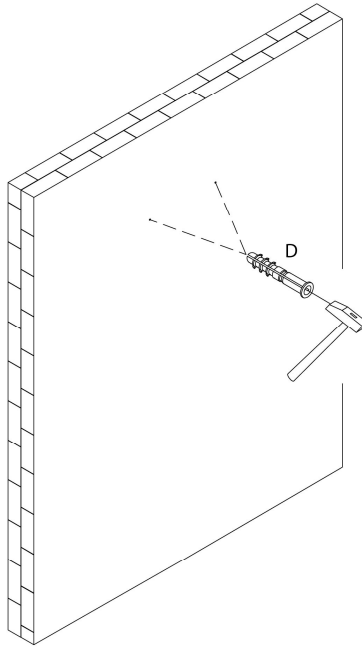
ÉTAPE / STEP 3



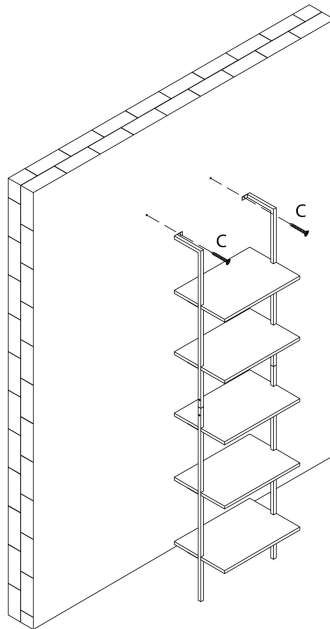
ÉTAPE / STEP 4



ÉTAPE / STEP 5



ÉTAPE / STEP 6





ÉTAPE / STEP 7

