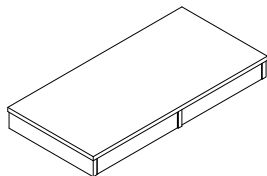




**IDENTIFICATION DES PIÈCES**  
**PARTS IDENTIFICATION**

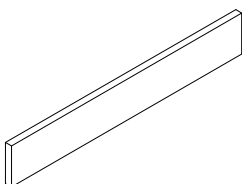
1



DESSUS DU PUPITRE  
DESK TOP

**1MC/PC**

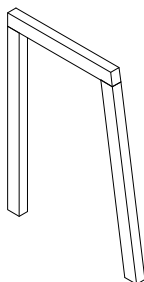
2



BARRE TRANSVERSALE  
CROSSBAR

**1MC/PC**

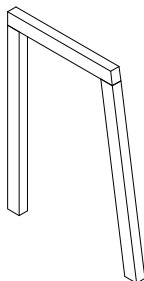
3



PATTE GAUCHE  
LEFT LEG

**1MC/PC**









4



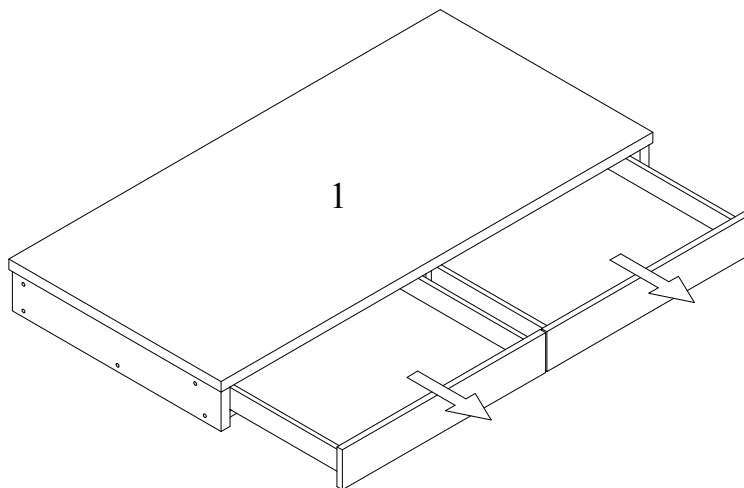
PATTE DROIT  
RIGHT LEG

**1MC/PC**

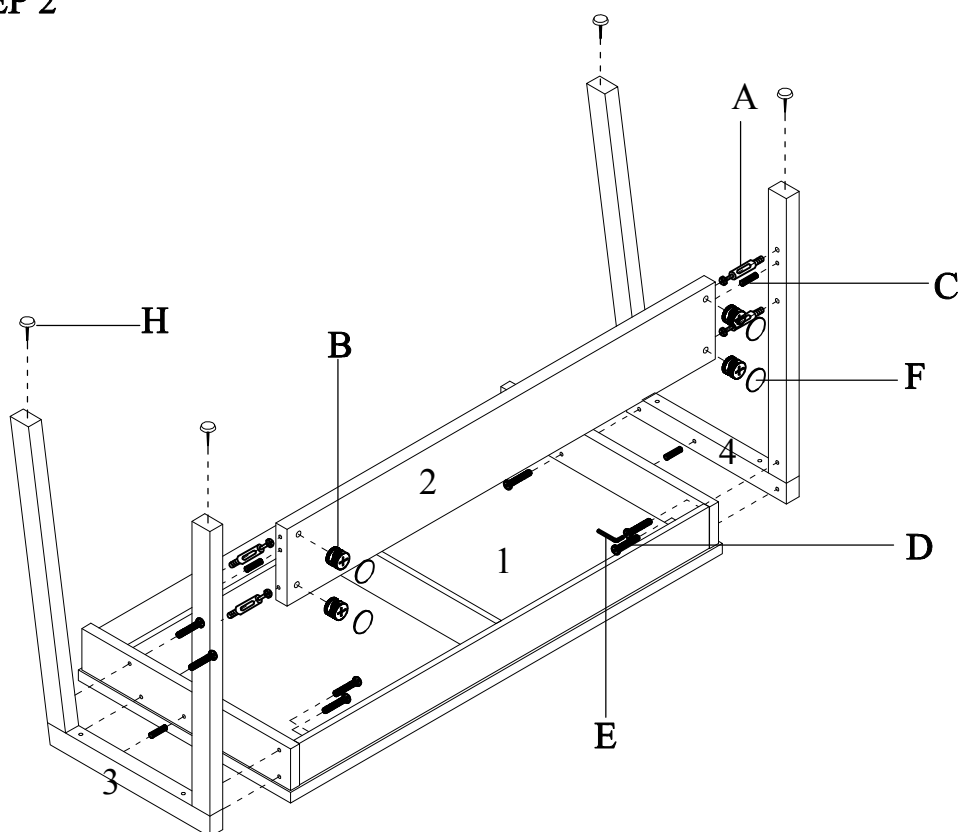
**IDENTIFICATION DES PIÈCES DE MONTAGE**  
**HARDWARE IDENTIFICATION**

A		L=29mm	4MCX/PCS
B		Ø15mm	4MCX/PCS
C		Ø8x25mm	4MCX/PCS
D		M8x35mm	8MCX/PCS
E		M5	1MC/PC
F		Ø20	4MCX/PCS
G		10g	1MC/PC
H		Ø16mm	4MCX/PCS

ÉTAPE / STEP 1



ÉTAPE / STEP 2



ÉTAPE / STEP 3

