



INSTRUCTIONS D'ASSEMBLAGE
ASSEMBLY INSTRUCTIONS

MONARCH
SPECIALTIES INC.

I 2051-1

PATÈRE -
72"H / STYLE CONTEMPORAIN METAL NOIR

COAT RACK -
72"H / BLACK METAL CONTEMPORARY STYLE


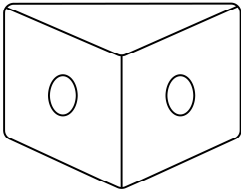


**POUR DE L'ASSISTANCE OU POUR COMMANDER
DES PIÈCES CONTACTEZ NOTRE DÉPARTEMENT
DE SERVICE À LA CLIENTÈLE.**

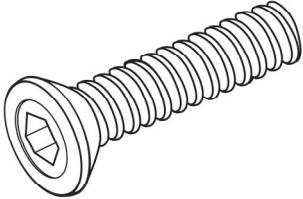
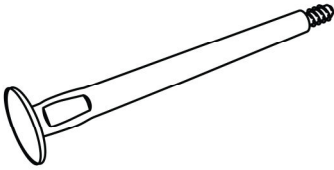
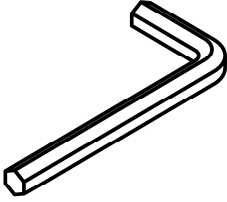
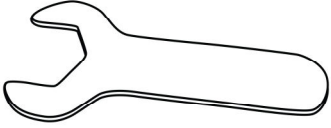
**FOR ASSISTANCE OR TO ORDER PARTS
CONTACT OUR CUSTOMER SERVICE DEPARTMENT**

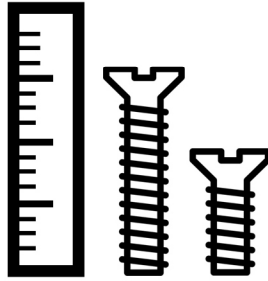
WWW.MONARCHSERVICE.COM

LISTE DES PIÈCES
PARTS LIST

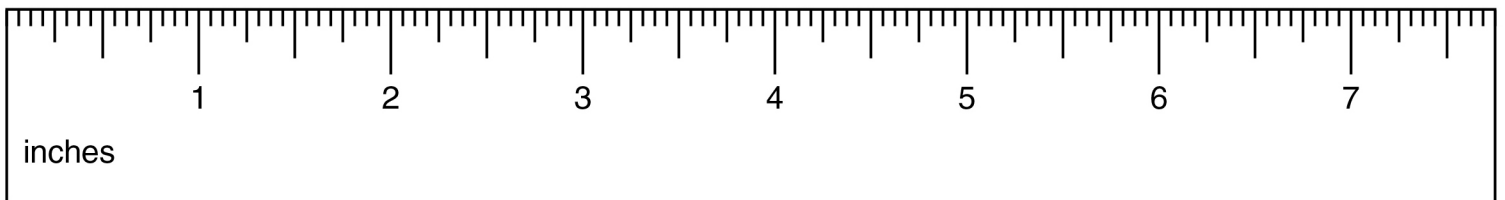
PIÈCE / PART #	IMAGE	DESCRIPTION	QTY / QTÉ
1		<p>POST POTEAU</p>	3
2		<p>POST CONNECTOR CONNECTEUR DE POTEAU</p>	2

LISTE DES PIÈCES DE MONTAGE
HARDWARE LIST

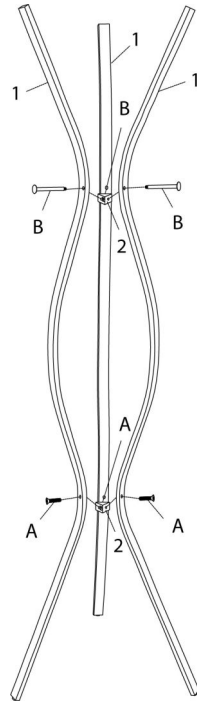
PIÈCE / PART #	IMAGE	DESCRIPTION	QTY / QTÉ
A		ASSEMBLING BOLT - Ø1/4" X 3/4" BOULON D'ASSEMBLAGE - Ø1/4" X 3/4"	3
B		KNOB - Ø3/4" X 4" POIGNÉE - Ø3/4" X 4"	3
C		HEX KEY CLÉ HEXAGONALE	1
D		SPANNER CLÉ ANGLAISE	1



OUTIL DE VÉRIFICATION DE DIMENSIONS DES PIÈCES
HARDWARE DIMENSIONS VERIFICATION TOOL



ÉTAPE / STEP 1



ÉTAPE / STEP 2

