



INSTRUCTIONS D'ASSEMBLAGE
ASSEMBLY INSTRUCTIONS

MONARCH
SPECIALTIES INC.

I 7268

CHAISE DE BUREAU -
MECHE NOIR/DOSSIER HAUTE EXEC CHROME

OFFICE CHAIR -
BLACK MESH / CHROME HIGH-BACK EXECUTIVE


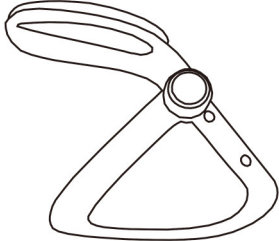
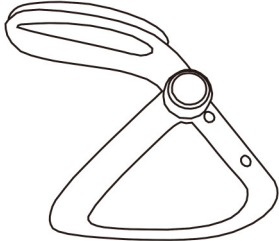
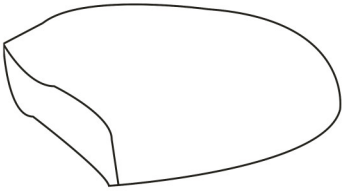
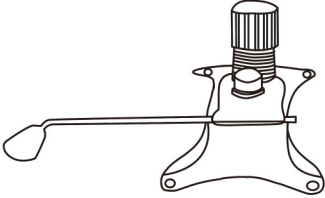


POUR DE L'ASSISTANCE OU POUR COMMANDER
DES PIÈCES CONTACTEZ NOTRE DÉPARTEMENT
DE SERVICE À LA CLIENTÈLE.

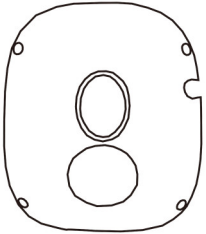
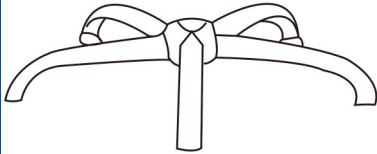


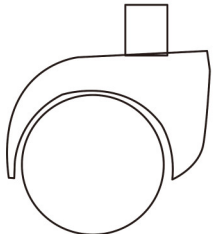
FOR ASSISTANCE OR TO ORDER PARTS
CONTACT OUR CUSTOMER SERVICE DEPARTMENT

WWW.MONARCHSERVICE.COM

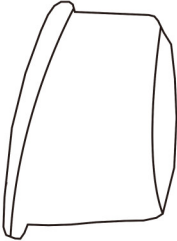
LISTE DES PIÈCES
PARTS LIST

PIÈCE / PART #	IMAGE	DESCRIPTION	QTY / QTÉ
1		<p>BACK REST DOSSIER</p>	1
2		<p>FRONT FACING LEFT ARMREST ACCOUDOIR AVANT GAUCHE</p>	1
3		<p>FRONT FACING RIGHT ARMREST ACCOUDOIR AVANT DROIT</p>	1
4		<p>CHAIR SEAT SIÈGE</p>	1
5		<p>CHAIR MECHANISM SEAT PLATE MÉCANISME DE SIÈGE</p>	1




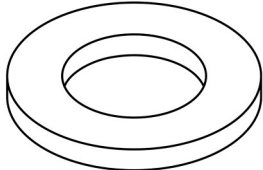
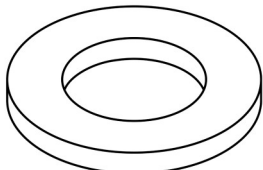
LISTE DES PIÈCES
PARTS LIST

PIÈCE / PART #	IMAGE	DESCRIPTION	QTY / QTÉ
6		<p>SEAT COVER HOUSSE DE SIÈGE</p>	1
7		<p>BASE BASE</p>	1
8		<p>GASLIFT ASCENSEUR À ESSENCE</p>	1
9		<p>TELESCOPIC COLUMN COVER COUVERTURE DE COLONNE TÉLÉSCOPIQUE</p>	1
10		<p>CASTOR ROULLETTE</p>	5

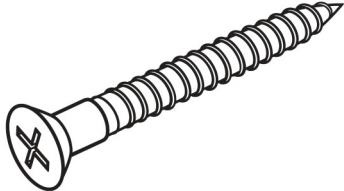
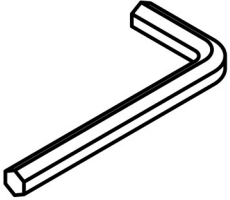
LISTE DES PIÈCES
PARTS LIST

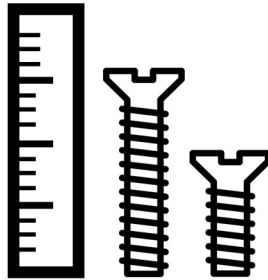
PIÈCE / PART #	IMAGE	DESCRIPTION	QTY / QTÉ
11		SCREW CAP CAPUCHON DE VIS	4

LISTE DES PIÈCES DE MONTAGE
HARDWARE LIST

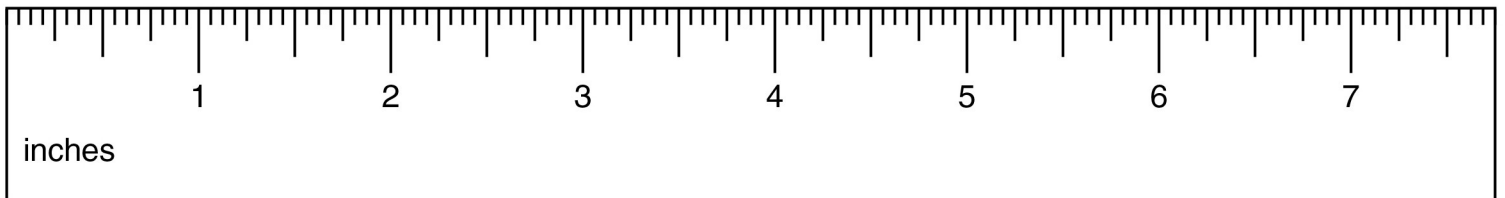
PIÈCE / PART #	IMAGE	DESCRIPTION	QTY / QTÉ
A		ASSEMBLING BOLT - Ø 1/4" X 1 1/2" BOULON D'ASSEMBLAGE - Ø 1/4" X 1 1/2"	4
B		ASSEMBLING BOLT - Ø 1/4" X 3/4" BOULON D'ASSEMBLAGE - Ø 1/4" X 3/4"	6
C		ASSEMBLING BOLT - Ø 1/4" X 1 1/8" BOULON D'ASSEMBLAGE - Ø 1/4" X 1 1/8"	2
D		METAL WASHER - Ø 1/4" X 1/2" RONDELLE DE MÉTAL - Ø 1/4" X 1/2"	4
E		METAL WASHER - Ø 1/4" X 3/4" RONDELLE DE MÉTAL - Ø 1/4" X 3/4"	8

LISTE DES PIÈCES DE MONTAGE
HARDWARE LIST

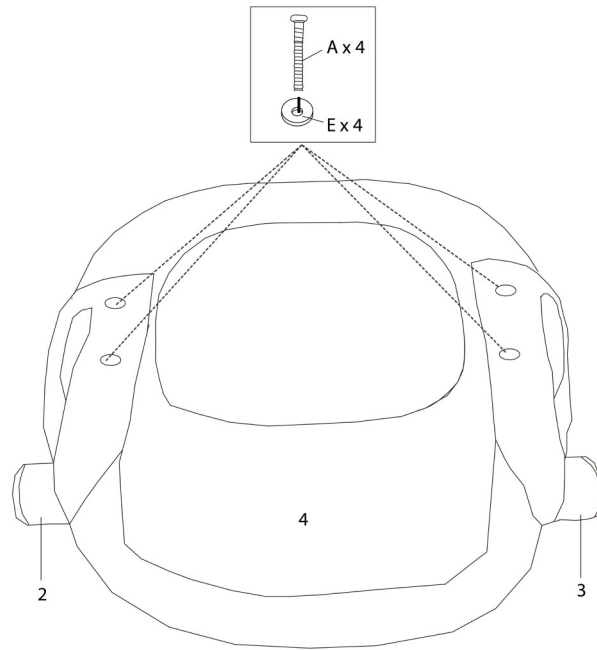
PIÈCE / PART #	IMAGE	DESCRIPTION	QTY / QTÉ
F		<p align="center">ASSEMBLING SCREW - Ø 1/4 X 5/8" VIS D'ASSEMBLAGE - Ø 1/4 X 5/8"</p>	4
G		<p align="center">HEX KEY CLÉ HEXAGONALE</p>	1



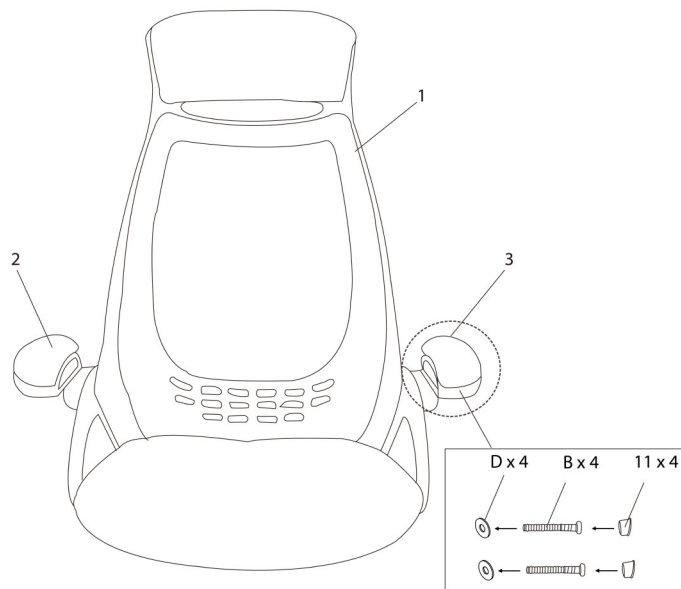
OUTIL DE VÉRIFICATION DE DIMENSIONS DES PIÈCES
HARDWARE DIMENSIONS VERIFICATION TOOL



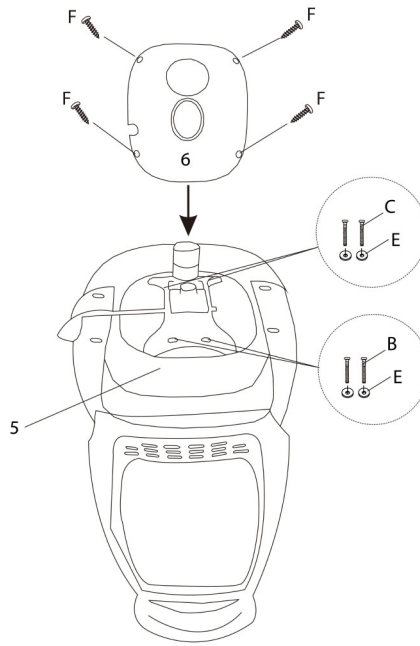
ÉTAPE / STEP 1



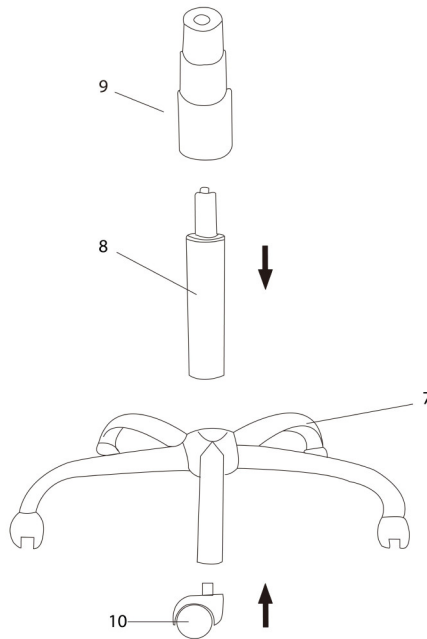
ÉTAPE / STEP 2



ÉTAPE / STEP 3



ÉTAPE / STEP 4



ÉTAPE / STEP 5

