



**INSTRUCTIONS D'ASSEMBLAGE
ASSEMBLY INSTRUCTIONS**

MONARCH
SPECIALTIES INC.

I 7321

**CHAISE DE BUREAU -
NOIR SIMILI-CUIR / DOSSIER EXECUTIF**

**OFFICE CHAIR -
BLACK LEATHER-LOOK / HIGH BACK EXECUTIVE**


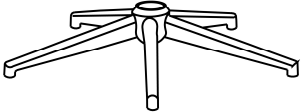

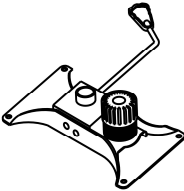
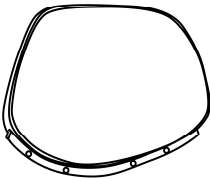


**POUR DE L'ASSISTANCE OU POUR COMMANDER
DES PIÈCES CONTACTEZ NOTRE DÉPARTEMENT
DE SERVICE À LA CLIENTÈLE.**

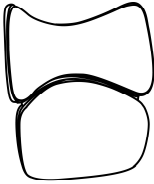




**FOR ASSISTANCE OR TO ORDER PARTS
CONTACT OUR CUSTOMER SERVICE DEPARTMENT**

WWW.MONARCHSERVICE.COM


LISTE DES PIÈCES
PARTS LIST

PIÈCE / PART #	IMAGE	DESCRIPTION	QTY / QTÉ
1		<p>CASTOR ROULLETTE</p>	5
2		<p>BASE BASE</p>	1
3		<p>GASLIFT ASCENSEUR À ESSENCE</p>	1
4		<p>CHAIR MECHANISM SEAT PLATE MÉCANISME DE SIÈGE</p>	1
5		<p>HEADREST APPUI TÊTE</p>	1

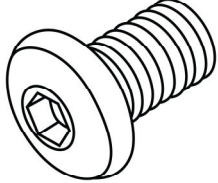
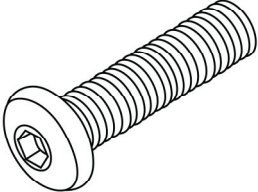
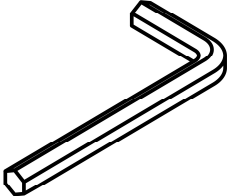
LISTE DES PIÈCES
PARTS LIST

PIÈCE / PART #	IMAGE	DESCRIPTION	QTY / QTÉ
6		BACK REST DOSSIER	1
7		SEAT CUSHION COUSSIN DU SIÈGE	1
8		FRONT FACING LEFT ARMREST ACCOUDOIR AVANT GAUCHE	1
9		FRONT FACING RIGHT ARMREST ACCOUDOIR AVANT DROIT	1
10		SCREW CAP CAPUCHON DE VIS	1

LISTE DES PIÈCES
PARTS LIST

PIÈCE / PART #	IMAGE	DESCRIPTION	QTY / QTÉ
11		SCREW CAP CAPUCHON DE VIS	8

LISTE DES PIÈCES DE MONTAGE
HARDWARE LIST

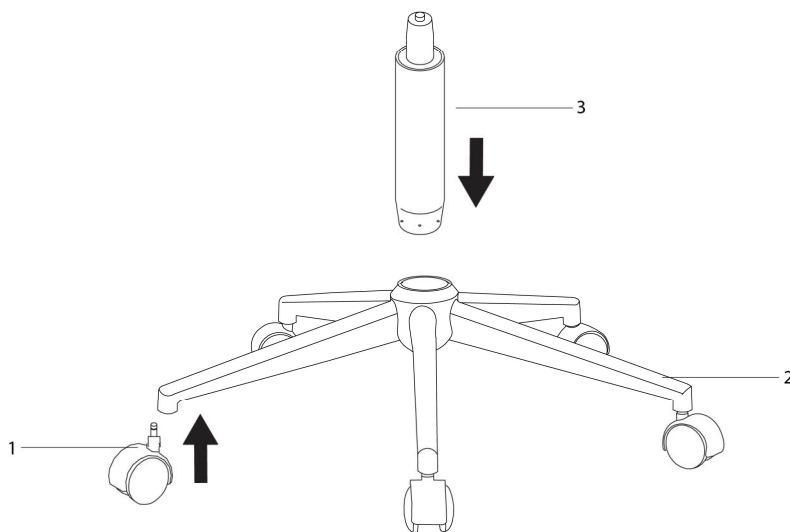
PIÈCE / PART #	IMAGE	DESCRIPTION	QTY / QTÉ
A		<p align="center">ASSEMBLING BOLT - Ø 1/4" X 3/4" BOULON D'ASSEMBLAGE - Ø 1/4" X 3/4"</p>	12
B		<p align="center">ASSEMBLING BOLT - Ø 3/8" X 1" BOULON D'ASSEMBLAGE - Ø 3/8" X 1"</p>	4
C		<p align="center">HEX KEY CLÉ HEXAGONALE</p>	1



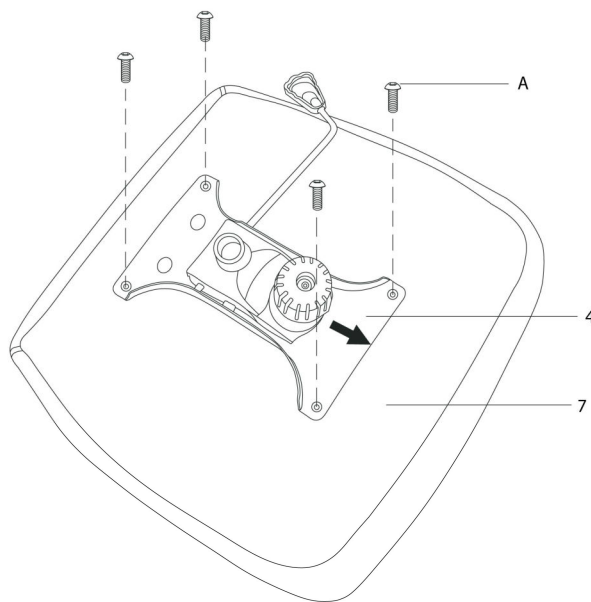
OUTIL DE VÉRIFICATION DE DIMENSIONS DES PIÈCES
HARDWARE DIMENSIONS VERIFICATION TOOL



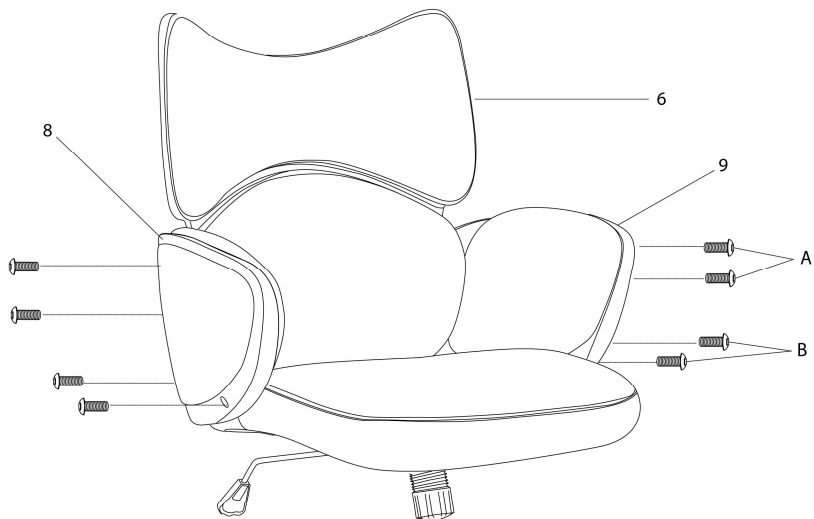
ÉTAPE / STEP 1




ÉTAPE / STEP 2



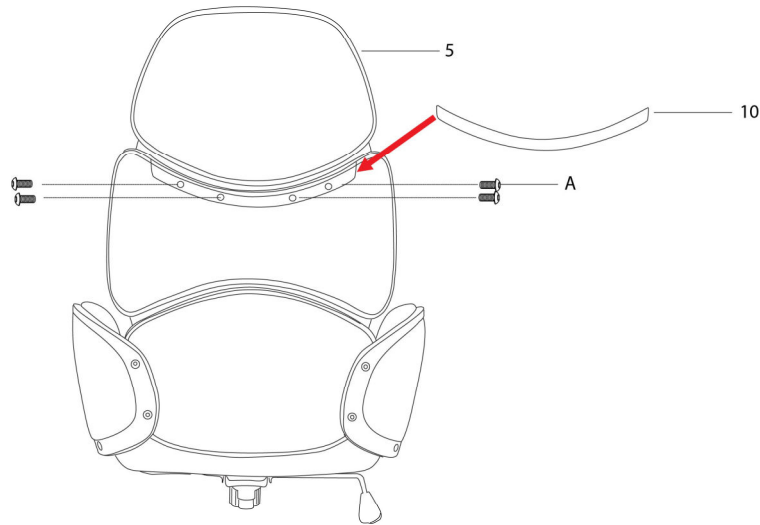
ÉTAPE / STEP 3



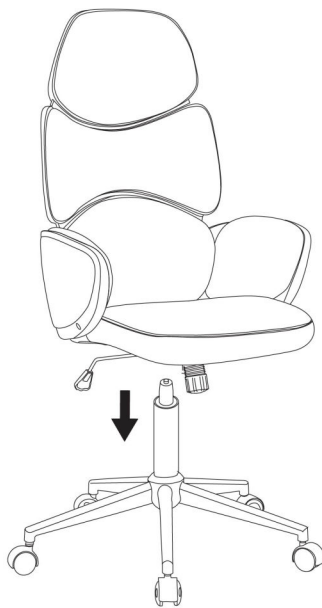
ÉTAPE / STEP 4



ÉTAPE / STEP 5



ÉTAPE / STEP 6



ÉTAPE / STEP 7

